

USER MANUAL FOR MP SPORTS MODULE

SCHOOL LOGIN

User द्वारा पोर्टल उपयोग करने हेतु Google सर्च बार में <https://dpisports.deptapp.in/#> URL दर्ज करें |
School लॉग इन करने हेतु मुख्य पृष्ठ के SPORTS मेनू में जाकर school लॉग इन ऑप्शन पर
क्लिक करें |

 Department of School Education (Govt. of M.P.)
Monitoring System

[# HOME](#) [CONTACT US](#) [SPORTS](#)



**खेल प्रबंधन प्रणाली**
(म.प्र. स्कूल शिक्षा विभाग से मान्यता, अन्य बोर्ड हेतु एनओसी एवं कक्षा 1 से 12 तक के छात्रों के लिए छात्रावास पंजीयन हेतु)

**कानूनी मामला प्रबंधन प्रणाली**
म.प्र. स्कूल शिक्षा विभाग से मान्यता प्राप्त, निजी विद्यालयों की (फ्रीस तथा सम्बंधित विषयों का अधिनियम) के लिए पंजीयन एवं जानकारी हेतु।

**स्कूल फीस विनियमन**
म.प्र. के विद्यालयों के छात्रों को राज्य स्तर खेल प्रतियोगिता में पंजीयन एवं अन्य जानकारी हेतु।

**स्कूल मान्यता / एनओसी**
आपको स्कूल के रजिस्ट्रेशन के लिए अपडेट करना होगा, फिर एनओसी और अन्य आवश्यक अप्रूवल लेने होंगे

आगामी खेल कार्यक्रम

- ✓ प्रतिभा किरण छात्रवृत्ति योजना
19 May 2022
- ✓ गांव की बेटी योजना
19 May 2022
- ✓ मुख्यमंत्री मेधावी छात्र योजना
19 May 2022

[और पढ़ें](#)

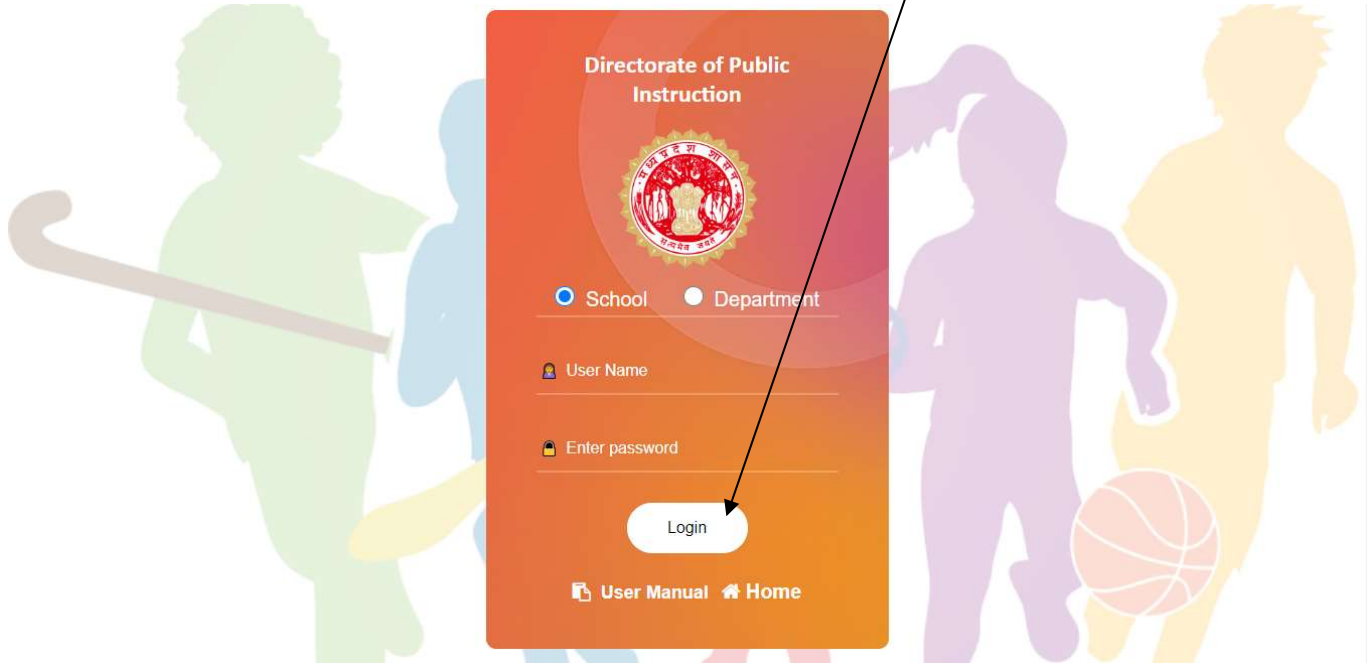
अधिसूचना

- ✓ प्रतिभा किरण छात्रवृत्ति योजना
- ✓ गांव की बेटी योजना
- ✓ मुख्यमंत्री मेधावी छात्र योजना
- ✓ मुख्यमंत्री जन कल्याण संवत्त योजना
- ✓ प्रसूति सहायता योजना मध्यप्रदेश

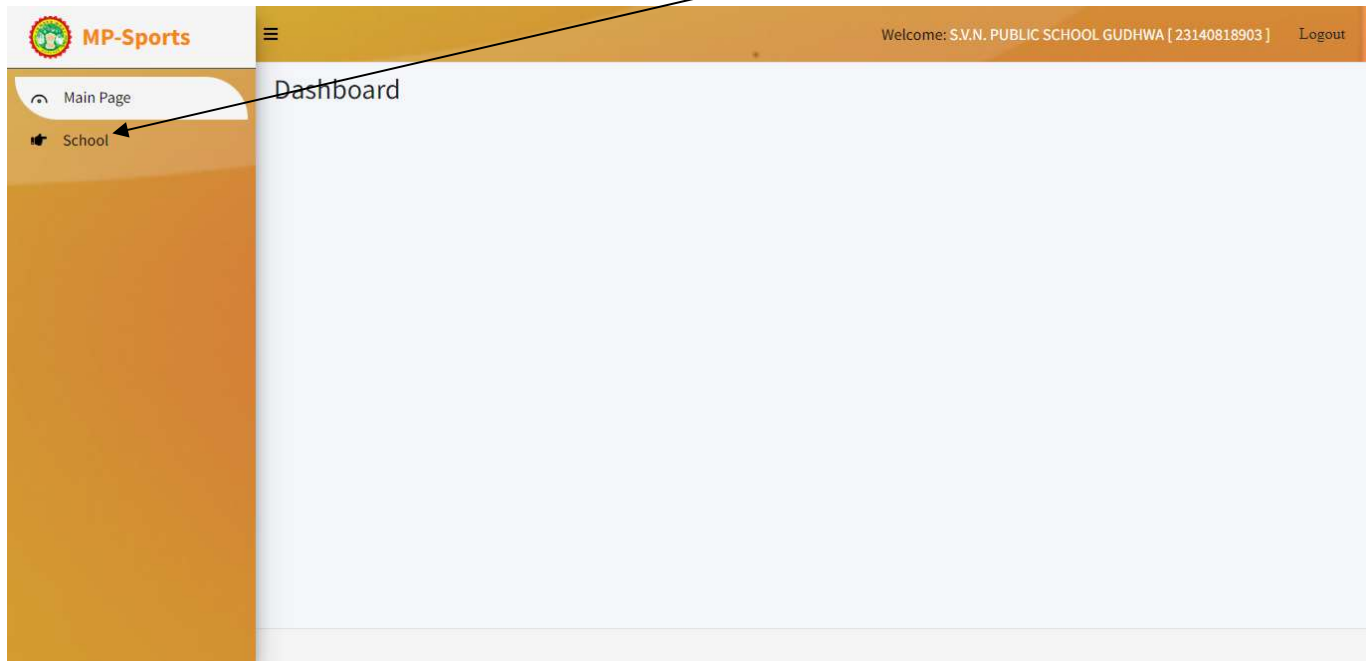
[और पढ़ें](#)

Home | Registration | Contact Us | 

स्कूल लॉग इन करने हेतु अपना UDISE कोड एवं पासवर्ड दर्ज कर लॉग इन बटन पर क्लिक करें



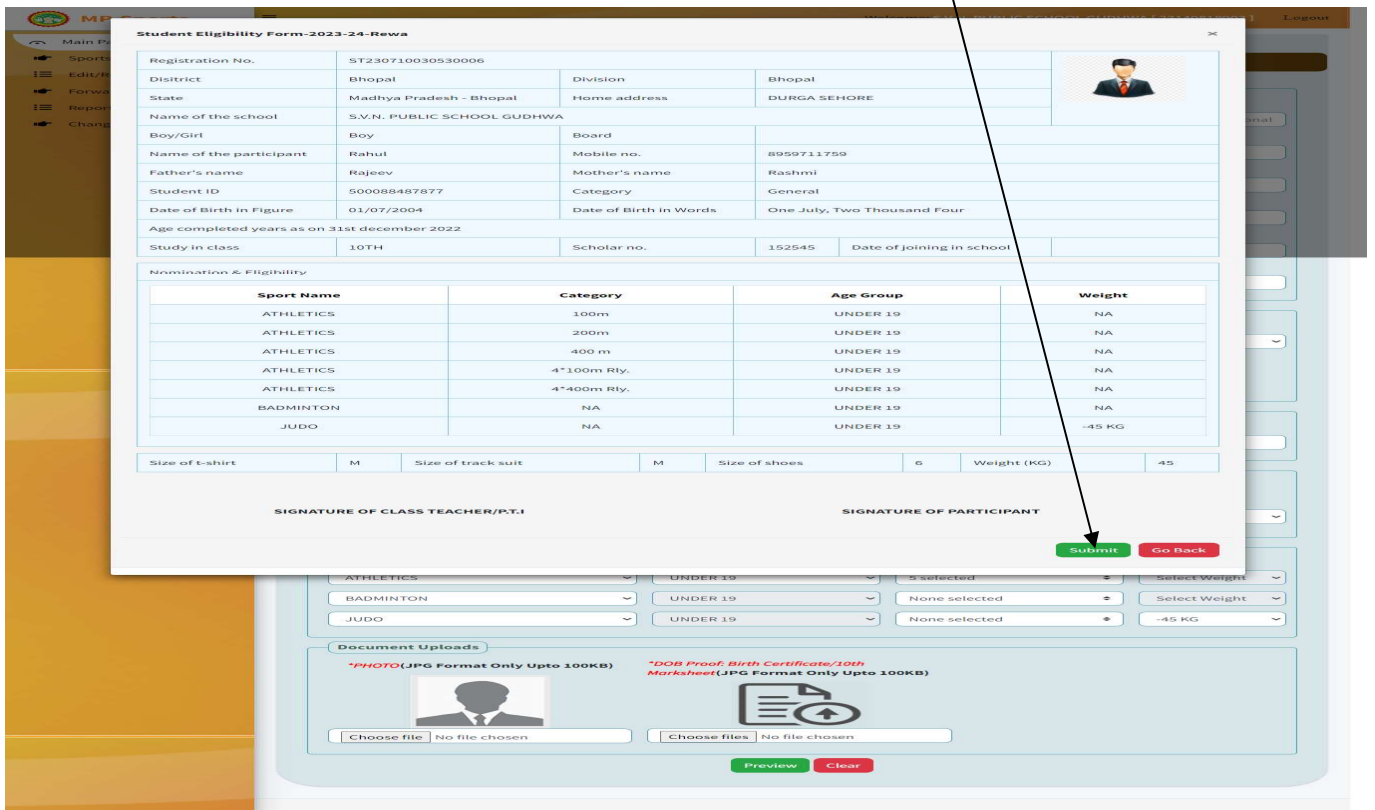
स्कूल लॉग इन करने के उपरांत कार्य करने हेतु school मेनू पर क्लिक करें



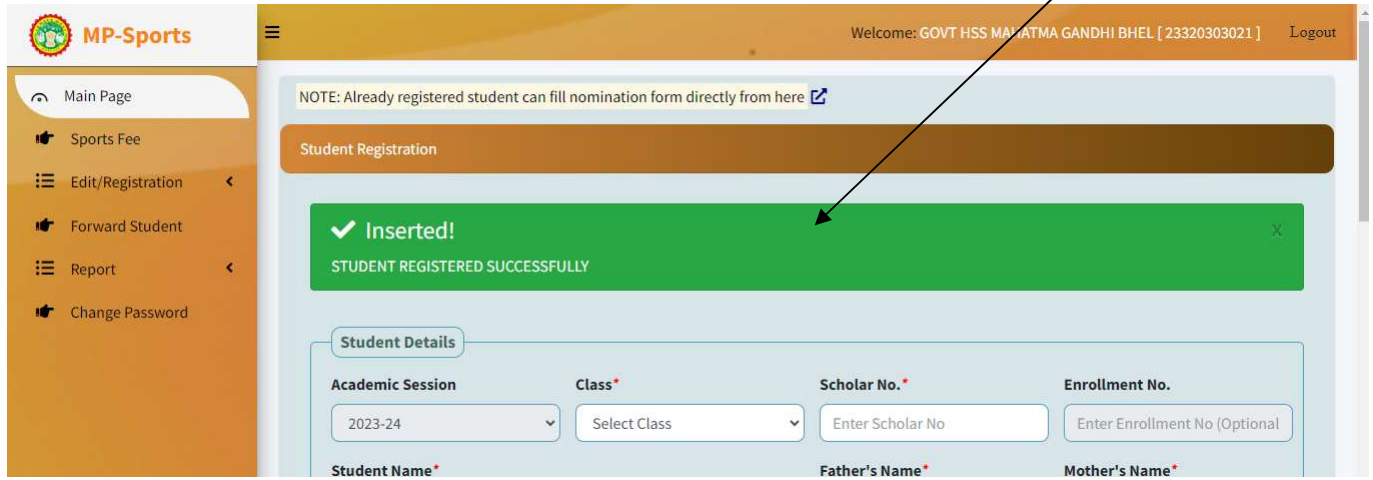
अभ्यर्थी द्वारा चयनित खेल में आवेदन करने हेतु Edit/Registration मेनू के Student Registration Option पर क्लिक करें |



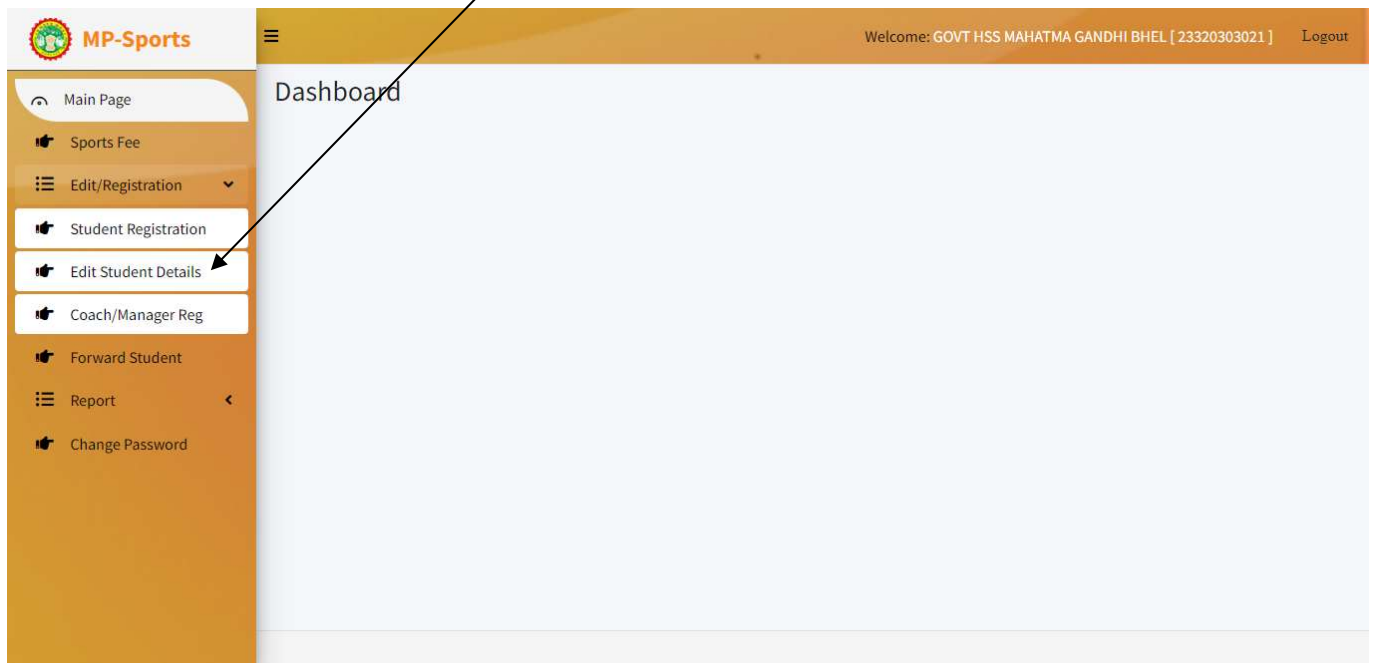
Student Registration Option पर क्लिक करने के उपरान्त खेलों में पंजीकरण करने हेतु पजे प्रदर्शित होगा, सम्बंधित पेज में आवश्यक सभी जानकारी को दर्ज कर Preview बटन पर क्लिक करें |



Priview बटन पर क्लिक करने पर पंजीकरण सफलतापूर्वक किये जाने का सन्देश प्रदर्शित होगा |



पंजीयन किये गए अभ्यर्थी की जानकारी में सुधार करने हेतु Edit/Registration मेनू के Edit Student Details Option पर क्लिक करें |



Edit Option पर क्लिक करने के पश्चात् Student Registration No Filed में पंजीयन संख्या दर्ज कर

Search बटन पर क्लिक करें |

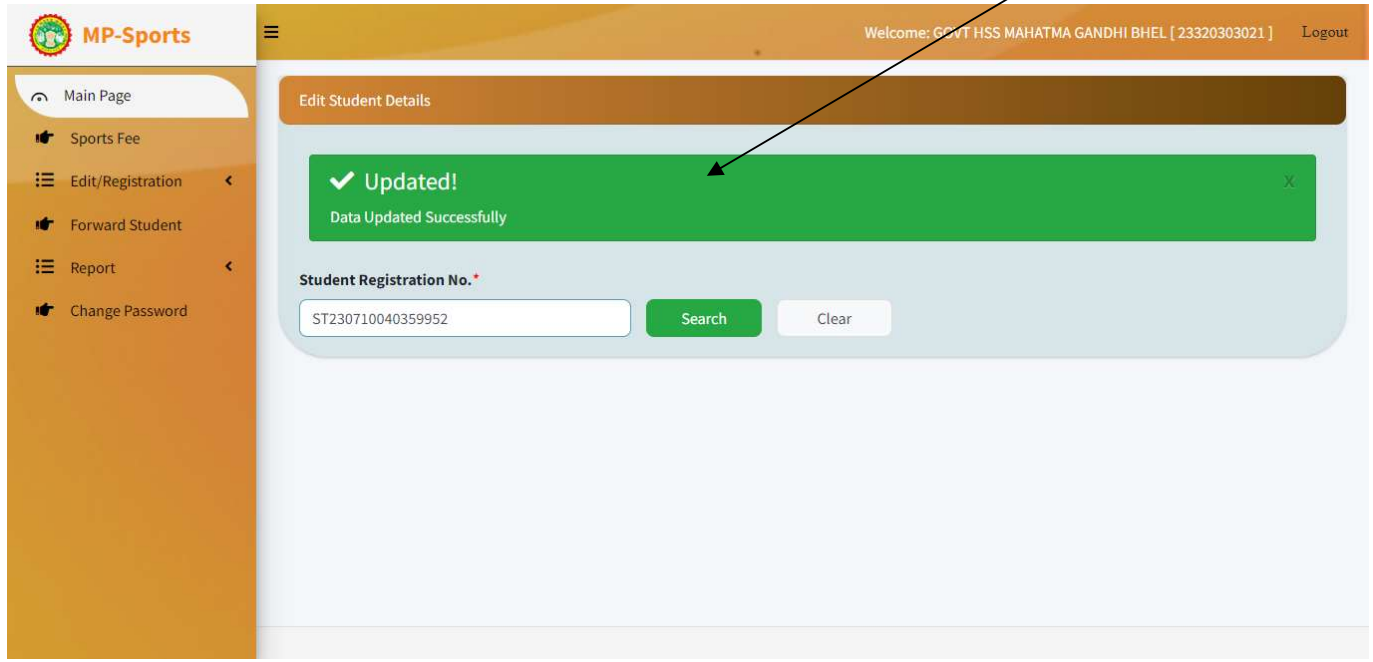
The screenshot shows the MP-Sports portal interface. The top navigation bar includes the MP-Sports logo, a menu icon, and the user's name 'Welcome: GOVT HSS MAHATMA GANDHI BHEL [23320303021]' along with a 'Logout' link. The left sidebar contains navigation options: Main Page, Sports Fee, Edit/Registration, Forward Student, Report, and Change Password. The main content area is titled 'Edit Student Details' and features a search bar for 'Student Registration No.' with a 'Search' button and a 'Clear' button. A red arrow points to the 'Search' button.

पंजीयन संख्या दर्ज करने उपरांत पंजीयक सम्बंधित जानकारी प्रदर्शित होगी, जानकारी में सुधार

कर Update बटन पर क्लिक करें |

The screenshot shows the MP-Sports portal interface with the 'Edit Student Details' page. The 'Student Registration No.' field is now filled with 'ST230710040359952'. The 'Search' button is highlighted with a red arrow. The page displays various student details fields, including Academic Session, Student Full Name, Gender, Date of Birth, Date of Admission, Mobile No., Email, Address Details, Personal Identification Mark, and Nomination & Eligibility. The 'Update' button is highlighted with a red arrow.

Update बटन क्लिक करने पर जानकारी सफलतापूर्वक update हुई का संदेश प्रदर्शित होगा |




The screenshot shows the MP-Sports web application interface. The top navigation bar includes the MP-Sports logo, a user profile icon, and the text "Welcome: GOVT HSS MAHATMA GANDHI BHEL [23320303021] Logout". The left sidebar contains a menu with options: Main Page, Sports Fee, Edit/Registration, Forward Student, Report, and Change Password. The main content area is titled "Edit Student Details" and features a green success message: "✓ Updated! Data Updated Successfully". Below the message is a search form with the label "Student Registration No. *", a text input field containing "ST230710040359952", and "Search" and "Clear" buttons. An arrow points from the text above to the success message.

Coach एवं Manager के Registration हेतु Edit/Registration मेनू के Coach / Manager Reg Option पर क्लिक करें |



The screenshot shows the MP-Sports web application interface. The top navigation bar includes the MP-Sports logo, a user profile icon, and the text "Welcome: GOVT HSS MAHATMA GANDHI BHEL [23320303021] Logout". The left sidebar contains a menu with options: Main Page, Sports Fee, Edit/Registration, Student Registration, Edit Student Details, Coach/Manager Reg, Forward Student, Report, and Change Password. The main content area is titled "Dashboard". An arrow points from the text above to the "Coach/Manager Reg" option in the sidebar menu.

Coach / Manager Reg Option पर क्लिक करने के पश्चात् नवीन Coach / Manager पंजीकरण हेतु पेज प्रदर्शित होगा, पेज में आवश्यक जानकारी दर्ज कर Submit बटन पर Click करें |

**MP-Sports**

Welcome: GOVT HSS MAHATMA GANDHI BHEL [23320303021] [Logout](#)

Coach And Manager Registration

Coach / Manager Details

Academic Session	Registration Type*	Name*	Name(In Hindi)*
2023-24	Select	Enter Full Name	Name(In Hindi)
Father's Name*	Father's Name(In Hindi)*	Mobile No.*	Email ID
Enter Father's Name	Father's Name(In Hindi)	Enter Mobile No.	Enter Email ID
Gender*	Category*	Aadhar No.*	Date Of Birth*
Select	Select	Enter Aadhar No.	DD/MM/YYYY

Address

State*	Division*	District*	Block*
Madhya Pradesh - Bhopal	Select	Select	Select
PIN Code*	Address*		
Enter PIN Code	Enter Address		


Organization Details

Note : Check if office address and organization address is same

Organization Name*	State*	Division*	District*
Enter Organization Name	Madhya Pradesh - Bhopal	Select	Select
Block*	PIN Code*	Post/Designation*	
Select	Enter PIN code	Enter Post/Designation	
Address*			
Enter Organization Address			

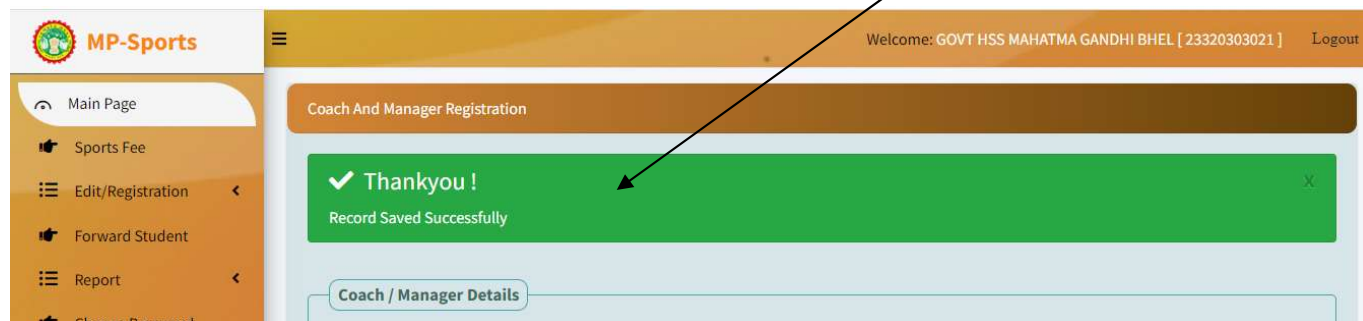
Photo Upload

Official PHOTO Uploads (..JPG format only upto 100 kb)*

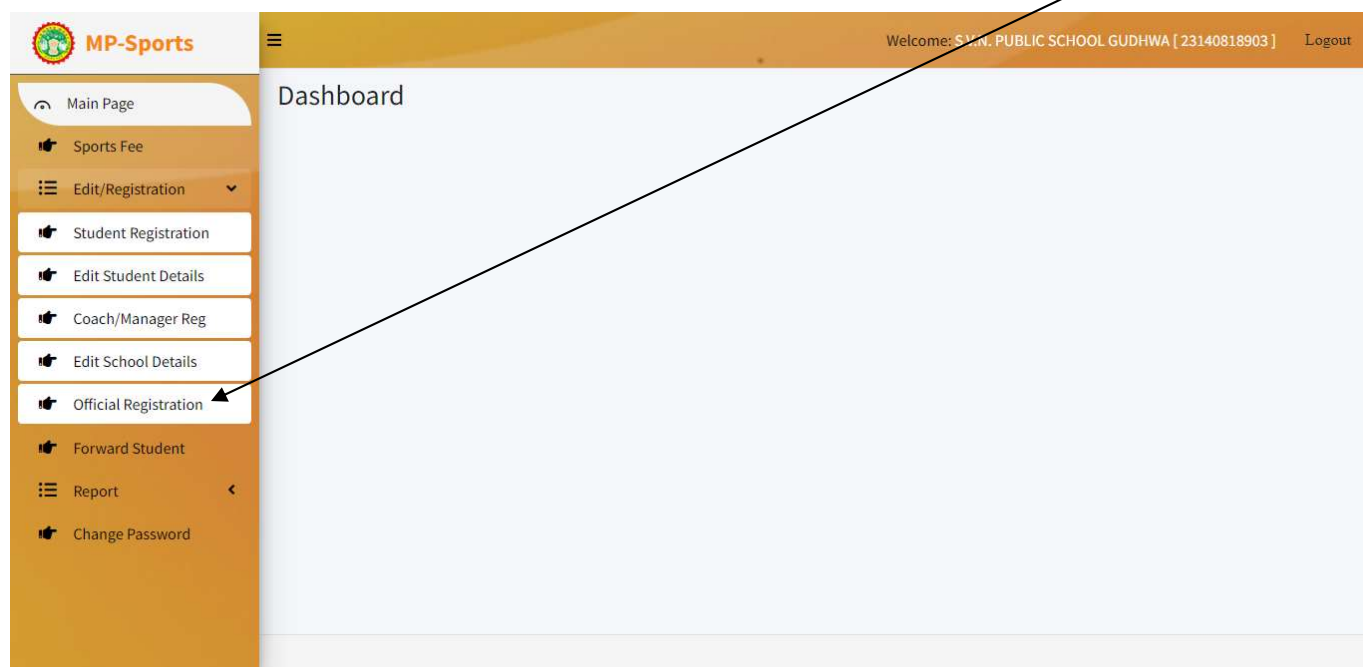


Choose file No file chosen

Submit बटन क्लिक करने पर डाटा सफलतापूर्वक सेव किये जाने का सन्देश प्रदर्शित होगा।



खेलों से सम्बंधित अन्य अधिकारियों के पंजीयन करने हेतु Edit/Registration मेनू के OFFICIAL REGISTRATION पेज पर क्लिक करें।



पेज में आवश्यक जानकारी दर्ज कर Submit बटन पर क्लिक करें

 **MP-Sports**

Welcome: S.V.N. PUBLIC SCHOOL GUDHWA [23140818903] [Logout](#)

OFFICIAL REGISTRATION

Teacher Details

Academic Session* **Teacher Type***

Full Name* **Father's Name***

Mobile No* **Email Id***

State* **Division***

District* **Block***

Address* **PIN Code***

Gender* Male Female

Organization Details

Department Name*

Organization Name* **UDISE Code***

State* **Division***

District* **Block***

Address* **PIN Code***

Post/Designation* **Appointment Date***

Education and Experience Details

Educational Qualifications*

Professional Qualifications*

Sports experience as a government /non-government/academy(in years)Ex.YY.MM*

Sports Speciality (Name of any three Sports)

Sport-1* **Sport-2** **Sport-3**

Certificate Uploads

Note : File Type should be (.jpg) and Max File Size must be 100 KB/ कृपया एक बार में एक फाइल अपलोड करें।

Qualification Certificate* **Upload File*** No file chosen

Experience Certificate **Upload File*** No file chosen

Photo

Official PHOTO Uploads (.JPG format only upto 100 kb)*




No file chosen

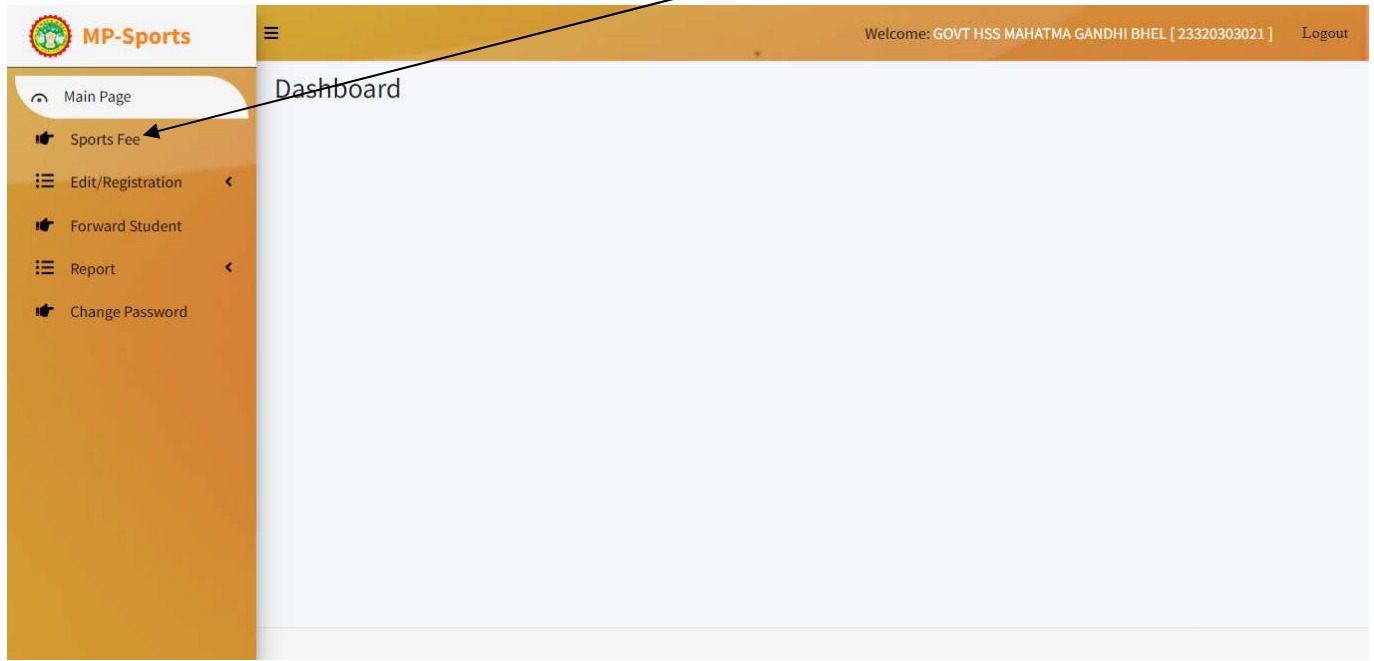
Declaration

I hereby declare that the information given in this application is true and correct to the best of my knowledge and belief. In case any information given in this application proves to be false or incorrect, I shall be responsible for the consequences.

Submit बटन विलक करने पर डाटा सफलतापूर्वक सेव किये जाने का सन्देश प्रदर्शित होगा।



खेल से सम्बंधित शुल्क को जमा करने हेतु Sports Fee मेनू पर विलक करें।



Sports Fee मेनू पर क्लिक करने उपरांत कक्षा एवं छात्र संख्या अनुसार शुल्क की गणना कर Save बटन पर क्लिक करें।

Pay Sports Fees

Academic Session*
2023-24

Students IN	Number Of Students*	Fees	Amount
Class = 9	<input type="text"/>	120	<input type="text"/>
Class = 10	<input type="text"/>	120	<input type="text"/>
Class = 11	<input type="text"/>	200	<input type="text"/>
Class = 12	<input type="text"/>	200	<input type="text"/>

Total Number Of Students*

Total Amount

Save

पंजीकृत स्टूडेंट्स को अगले स्तर पर फॉरवर्ड करने हेतु Forward Student मेनू पर क्लिक करें।

MP-Sports

Welcome: GOVT HSS MAHATMA GANDHI BHEL [23320303021] Logout

Dashboard

- Main Page
- Sports Fee
- Edit/Registration
- Forward Student**
- Report
- Change Password

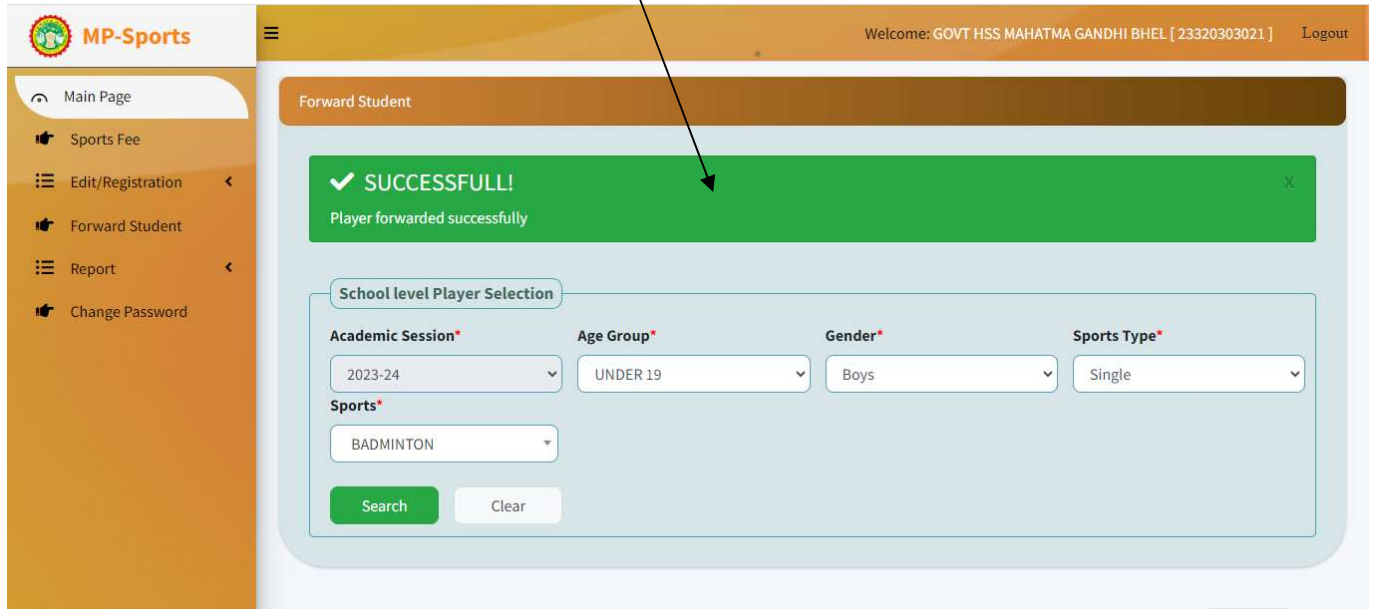
Forward Student मेनू पर क्लिक करने के उपरांत दिए गए पेज की सभी फ़िल्ड्स का चयन कर प्रदर्शित सूची एवं वरीयता अनुसार स्टूडेंट्स का चयन कर Submit Button पर क्लिक करें

S.No	Profile	Reg.No.	Student Name	Father Name	DOB	Class	Position	UDISE	
1		ST230707010415221	SAHIL DADWANI	SANJAY DADWANI	01/06/2006	12TH	NA	23320303021	GOVT

Submit Button पर क्लिक करने पर Manager एवं Coach का चयन करने हेतु पेज प्रदर्शित होगा, Manager एवं Coach का चयन कर Approve Button पर क्लिक करें

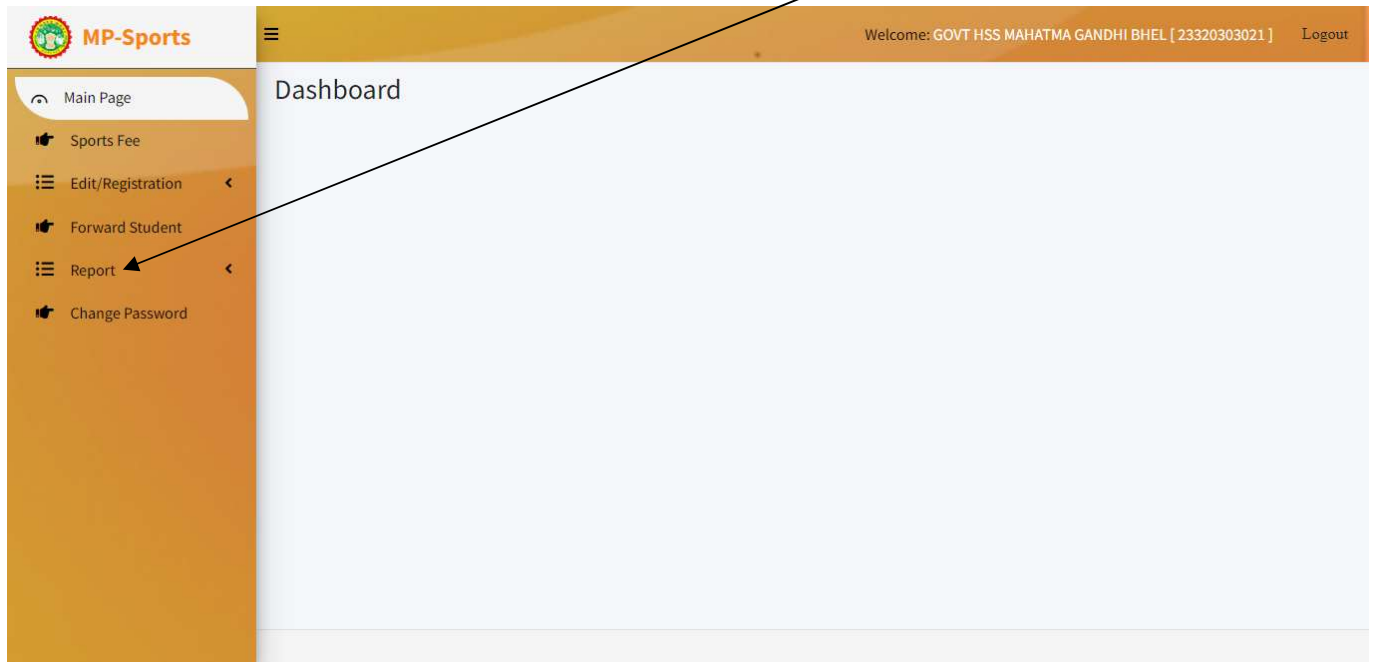
S.No	Position	Student Name	Father Name	SSSMID	School Name
1	NA	SAHIL DADWANI	SANJAY DADWANI	624201368736	GOVT HSS MAHATMA GANDHI BHEL 23320303021

Approve Button पर क्लिक करने पर चयनित खिलाड़ी को अगले स्तर पर सफलतापूर्वक भेजे जाने का संदेश प्रदर्शित होगा।



The screenshot shows the 'Forward Student' page in the MP-Sports application. At the top, there is a green banner with a white checkmark and the text 'SUCCESSFULL!' and 'Player forwarded successfully'. Below this, there is a 'School level Player Selection' form with the following fields: 'Academic Session*' (2023-24), 'Age Group*' (UNDER 19), 'Gender*' (Boys), 'Sports Type*' (Single), and 'Sports*' (BADMINTON). There are 'Search' and 'Clear' buttons at the bottom of the form. The left sidebar contains a menu with 'Main Page', 'Sports Fee', 'Edit/Registration', 'Forward Student', 'Report', and 'Change Password'. The top right corner shows 'Welcome: GOVT HSS MAHATMA GANDHI BHEL [23320303021]' and a 'Logout' link.

स्टूडेंट्स पंजीयन एवं अन्य जानकारी देखने हेतु Report Menu पर क्लिक करें।



The screenshot shows the 'Dashboard' page in the MP-Sports application. The left sidebar menu is visible, with the 'Report' item highlighted by a black arrow. The main content area is currently empty. The top right corner shows 'Welcome: GOVT HSS MAHATMA GANDHI BHEL [23320303021]' and a 'Logout' link.

पंजीकृत स्टूडेंट्स की जानकारी देखने हेतु Registered Student Option पर क्लिक करें

The screenshot shows the MP-Sports dashboard. The top navigation bar includes the MP-Sports logo, a welcome message for 'GOVT HSS MAHATMA GANDHI BHEL [23320303021]', and a 'Logout' link. The main content area is titled 'Dashboard'. On the left, there is a sidebar menu with the following items: Main Page, Sports Fee, Edit/Registration, Forward Student, Report, Registered Student (highlighted with a red arrow), Forwarded Student, Coach Manager Report, and Change Password.

Registered Student Option पर क्लिक करने उपरांत शैक्षणिक सत्र एवं जेंडर का चयन कर Search बटन पर क्लिक करें, जिससे सम्बंधित जानकारी प्रदर्शित होगी

The screenshot shows the 'Registered Student Report' page. The top navigation bar is the same as in the previous screenshot. The main content area is titled 'Registered Student Report'. It features a 'Filters' section with two dropdown menus: 'Academic Session*' (set to '2023-24') and 'Gender*' (set to 'Boys'). There is a green 'Search' button and a 'Clear' button. Below the filters is a 'Details' section with 'Print' and 'Excel' buttons, a search input field, and a 'Show 50 entries' dropdown. A table displays the following data:

S.No	Profile	Student Name	Student-ID	Father Name	DOB	Class
1		Piyush Singh (ST230707124313083)	140548952	Harsh Singh	26/06/2008	12TH
2		Rahul (ST230710040359952)	454848484	Rajeev	01/06/2004	11TH
3		SAHIL DADWANI (ST230707010415221)	624201368736	SANJAY DADWANI	01/06/2006	12TH
4		RAVINDAR (ST230707012742224)	851922385044	DURGESH	13/12/2008	11TH
5		RAMESH (ST230707021737826)	456448498	NARESH	17/11/2008	11TH
6		RAJESH (ST230710125026160)	211745923260	SURENDAR	02/02/2006	12TH

At the bottom of the table, it says 'Showing 1 to 6 of 6 entries' and 'Previous 1 Next'.

Forwarded Students की जानकारी देखने हेतु Forwarded Student Option पर क्लिक करें |

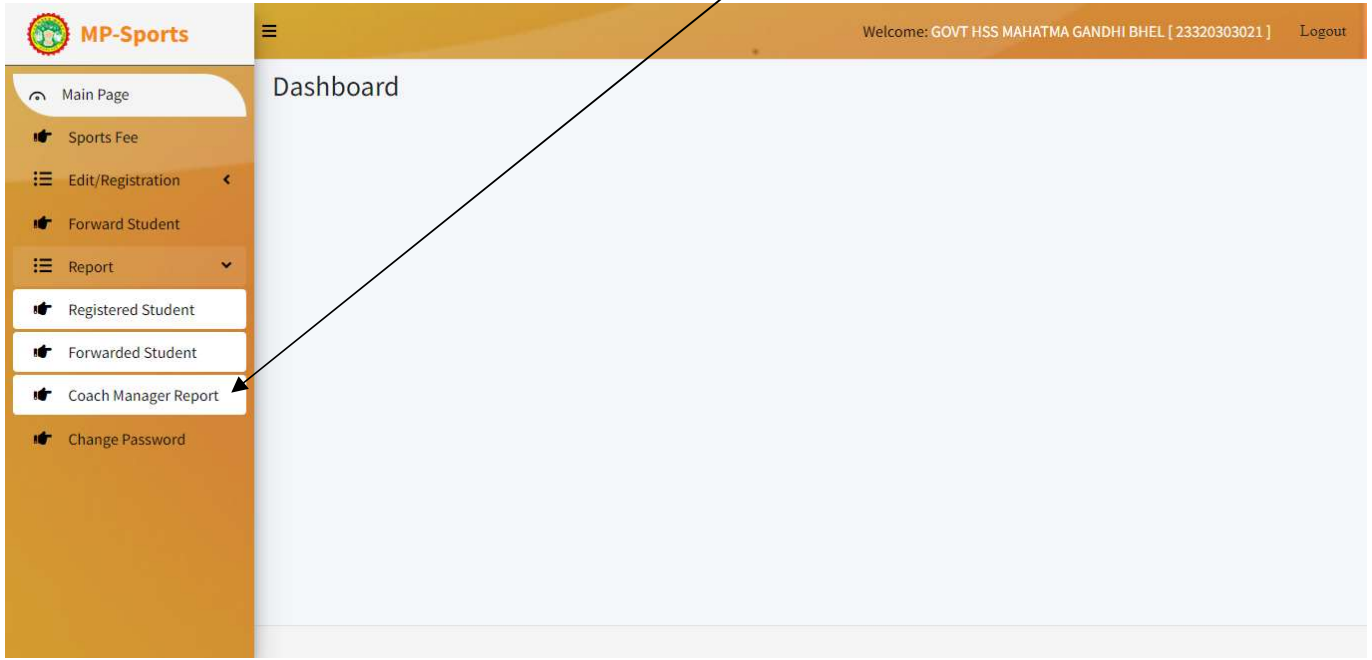
The screenshot shows the MP-Sports dashboard. The sidebar menu on the left contains the following items: Main Page, Sports Fee, Edit/Registration, Forward Student, Report, Registered Student, Forwarded Student (highlighted with a black arrow), Coach Manager Report, and Change Password. The main content area is titled 'Dashboard' and includes a welcome message: 'Welcome: GOVT HSS MAHATMA GANDHI BHEL [23320303021]' and a 'Logout' link.

Forwarded Student Option पर क्लिक करने उपरांत सम्बंधित फ़िल्ड्स का चयन कर Search बटन पर क्लिक करें, जिससे सम्बंधित जानकारी प्रदर्शित होगी |

The screenshot shows the 'Approved Students' page. It features a 'School level Player Report Filters' section with the following filters: Academic Session (2023-24), Gender (Boys), Age Group (UNDER 19), Sports Type (Single), Sports (BADMINTON), and Approval Status (All). A green 'Search' button is highlighted with a black arrow. Below the filters is a 'Student List' section for 'GOVT HSS MAHATMA GANDHI BHEL, 2023-24, Boys, UNDER 19'. The list includes a search bar, 'Print' and 'Excel' buttons, and a table with 5 entries. The table has columns for S.No, Profile, Status, Student Name, Student-ID, Father Name, DOB, Class, Sport Name, and GC. The footer shows 'Showing 1 to 5 of 5 entries' and navigation buttons for 'Previous' and 'Next'.

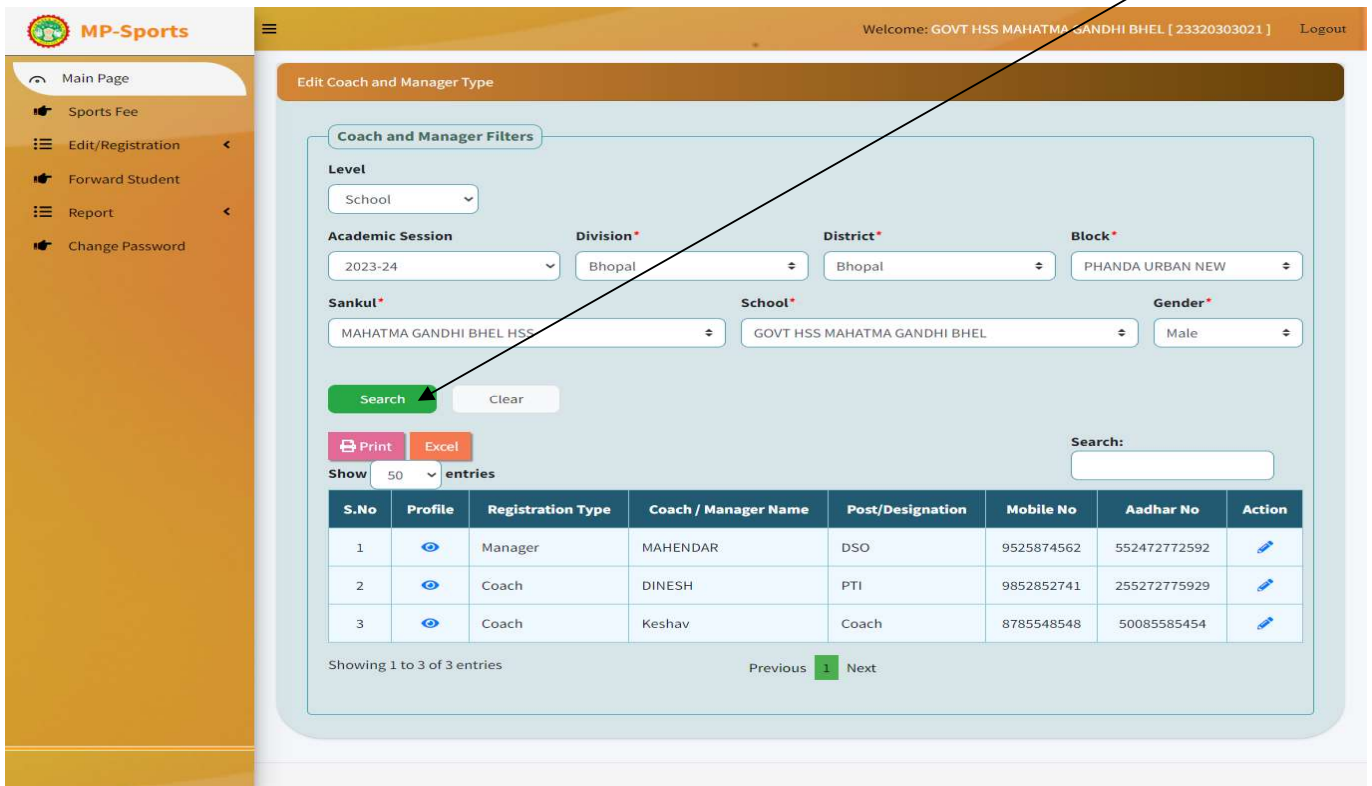
S.No	Profile	Status	Student Name	Student-ID	Father Name	DOB	Class	Sport Name	GC
1		Not-Selected	Piyush Singh (ST230707124313083)	140548952	Harsh Singh	26/06/2008	12TH	BADMINTON	GC
2		Not-Selected	Rahul (ST230710040359952)	454848484	Rajeev	01/06/2004	11TH	BADMINTON	GC
3		Selected	SAHIL DADWANI (ST230707010415221)	624201368736	SANJAY DADWANI	01/06/2006	12TH	BADMINTON	GC
4		Not-Selected	RAVINDAR (ST230707012742224)	851922385044	DURGESH	13/12/2008	11TH	BADMINTON	GC
5		Not-Selected	RAMESH (ST230707021737826)	456448498	NARESH	17/11/2008	11TH	BADMINTON	GC

Coach एवं Manager से सम्बंधित जानकारी देखने हेतु Coach Manager Report Option पर क्लिक करें।



The screenshot shows the MP-Sports dashboard. The top navigation bar includes the MP-Sports logo, a hamburger menu, and the user information: "Welcome: GOVT HSS MAHATMA GANDHI BHEL [23320303021] Logout". The main content area is titled "Dashboard". On the left sidebar, the "Report" menu is expanded, and the "Coach Manager Report" option is highlighted with a red arrow. Other options in the sidebar include Main Page, Sports Fee, Edit/Registration, Forward Student, Registered Student, Forwarded Student, and Change Password.

Coach Manager Report Option पर क्लिक करने उपरांत सम्बंधित फ़िल्ड्स का चयन कर Search बटन पर क्लिक करें, जिससे सम्बंधित जानकारी प्रदर्शित होगी।



The screenshot shows the "Edit Coach and Manager Type" form. The form includes several filter fields: Level (School), Academic Session (2023-24), Division (Bhopal), District (Bhopal), Block (PHANDA URBAN NEW), Sankul (MAHATMA GANDHI BHEL HSS), School (GOVT HSS MAHATMA GANDHI BHEL), and Gender (Male). There are "Search" and "Clear" buttons. Below the form, there are "Print" and "Excel" buttons, and a "Show 50 entries" dropdown. A table displays the search results:

S.No	Profile	Registration Type	Coach / Manager Name	Post/Designation	Mobile No	Aadhar No	Action
1	View	Manager	MAHENDAR	DSO	9525874562	552472772592	Edit
2	View	Coach	DINESH	PTI	9852852741	255272775929	Edit
3	View	Coach	Keshav	Coach	8785548548	50085585454	Edit

Showing 1 to 3 of 3 entries. Navigation: Previous 1 Next

Password Change करने हेतु Change Password Option पर Click करें एवं आवश्यक जानकारी दर्ज कर Save Button पर क्लिक करें |

MP-Sports

Welcome: S.V.N. PUBLIC SCHOOL GUDHWA [23140818903] Logout

Change Password

Password

Note:-Password must contain one digit from 1 to 9, one lowercase letter, one uppercase letter, one special character, no space, and it must be 8-16 characters long.

Current Password* New Password* Confirm new Password*

Save Clear

धन्यवाद